



# Vermont Conference United Church of Christ



## NOTES ON THE SEPTEMBER 2011 VERMONT CONFERENCE FINANCIAL REPORT

The Conference financials in September continued to track remarkably close to 2010 levels. Both OCWM and Per Capita are running very close to last year's levels, but need to be ahead to reach budgeted amounts.

The budget deficit stands at \$35,667 year to date, which is a slightly better position than last year at this time. This level of deficit at this point in the fiscal year is consistent with our non-linear cash flow.

The **Unrestricted Fund** decreased in value by \$42K in September, continuing a string of five consecutive losing months. It ended September at \$1,044,395.

This month's report consists of:

<b>Enclosed Reports</b>	<b>Page #</b>
Budget Summary	2-3
Budget and Fund Indicators	4-6
2011 Expense Budget Pie Chart	7
2011 Income Budget Pie Chart	8
Balance Sheet	9-10
YTD OCWM Giving	11-12
YTD Per Capita Giving	13-15
Temporarily Restricted Assets	16

Please contact me in the Conference Office if I can answer any questions or be of any further assistance.

Respectfully submitted,

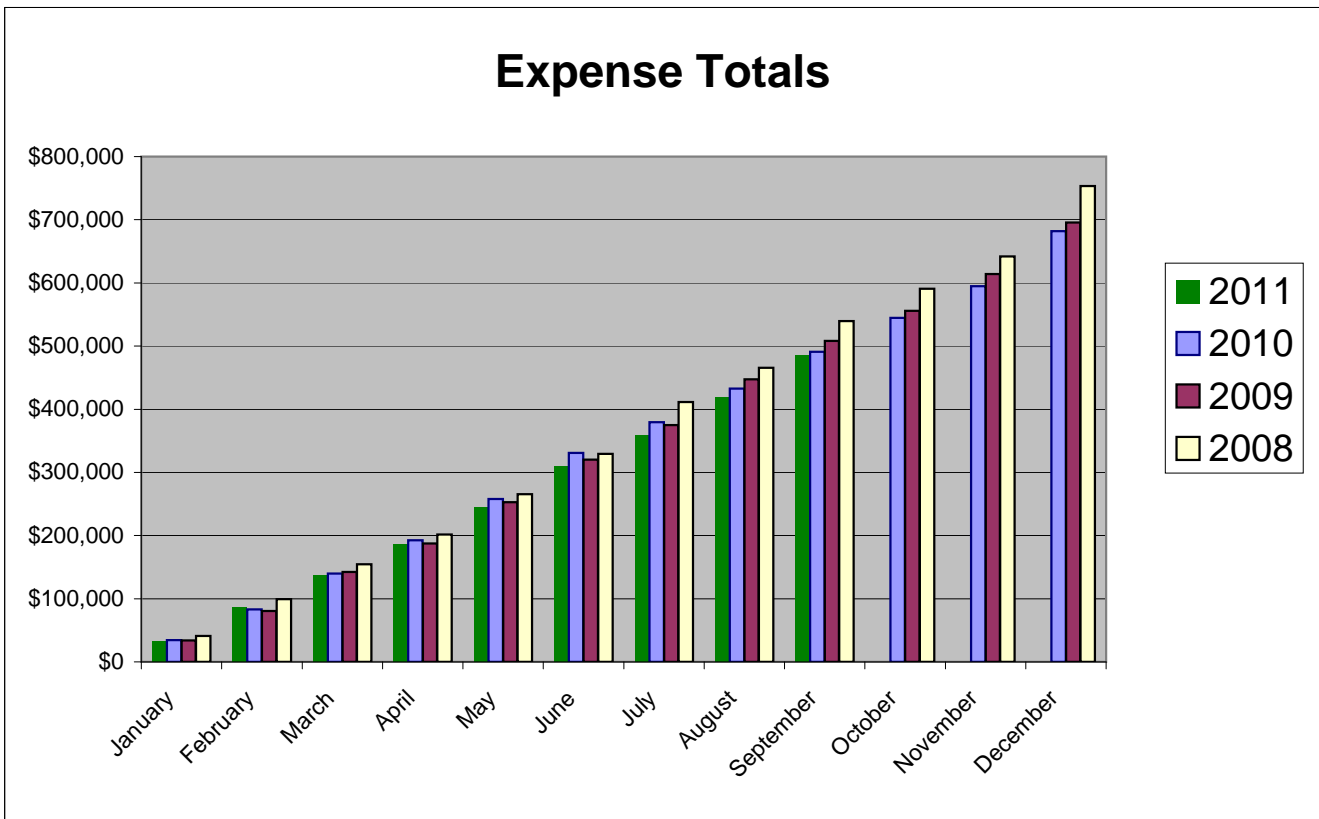
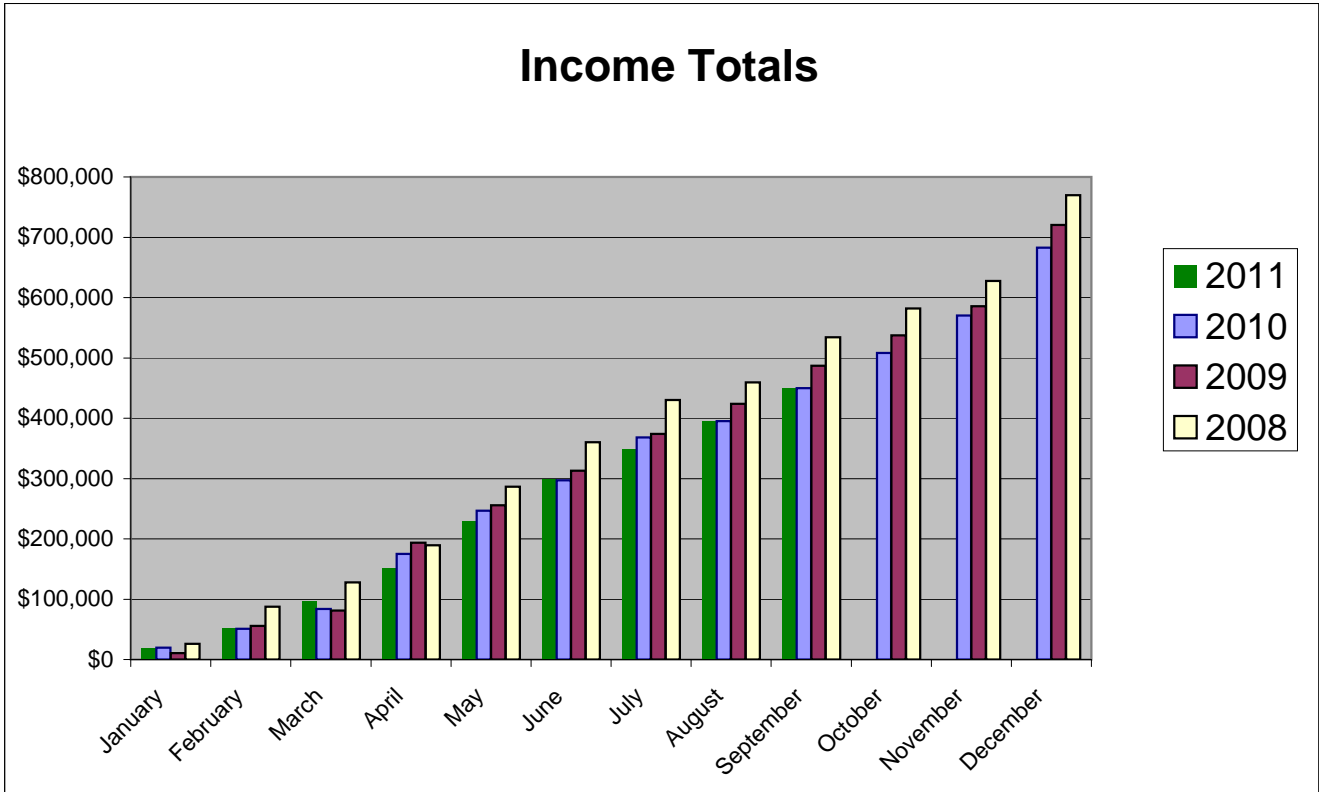
Jim Thomas  
Business Manager/Stewardship Associate

36 N Main Street, Randolph VT 05060  
802-728-4999, 802-728-4072 (FAX)

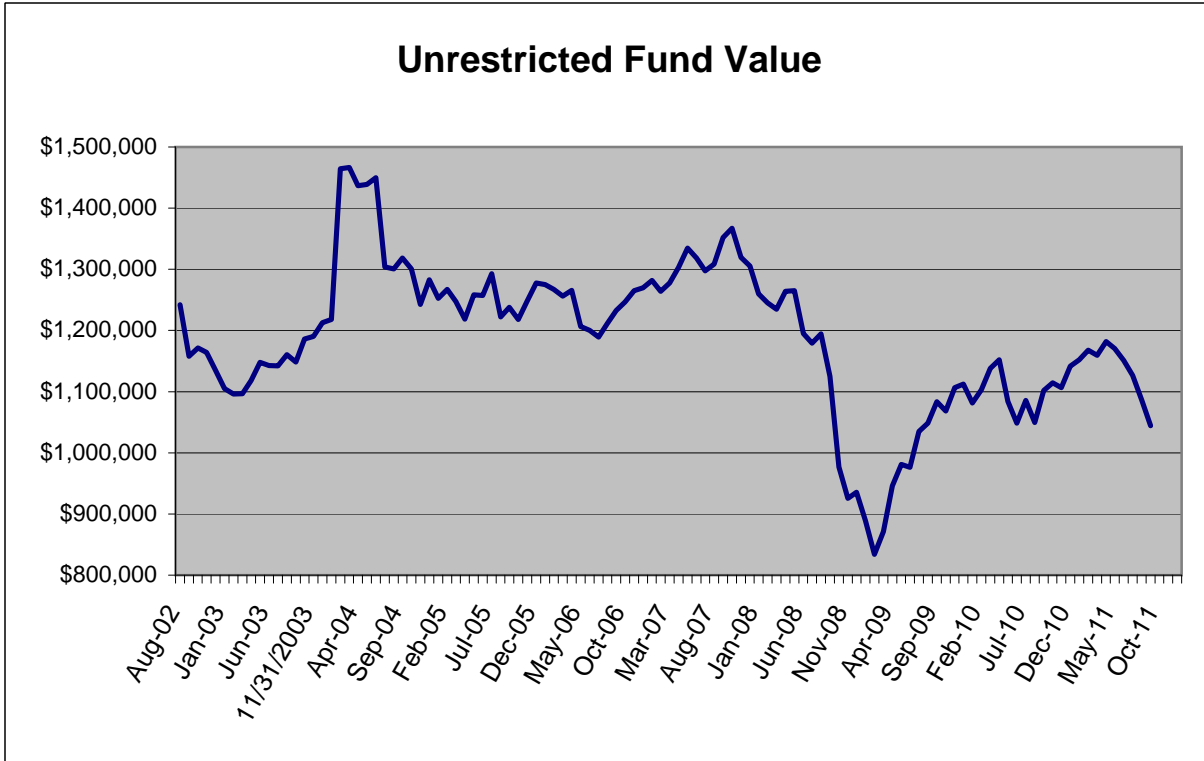
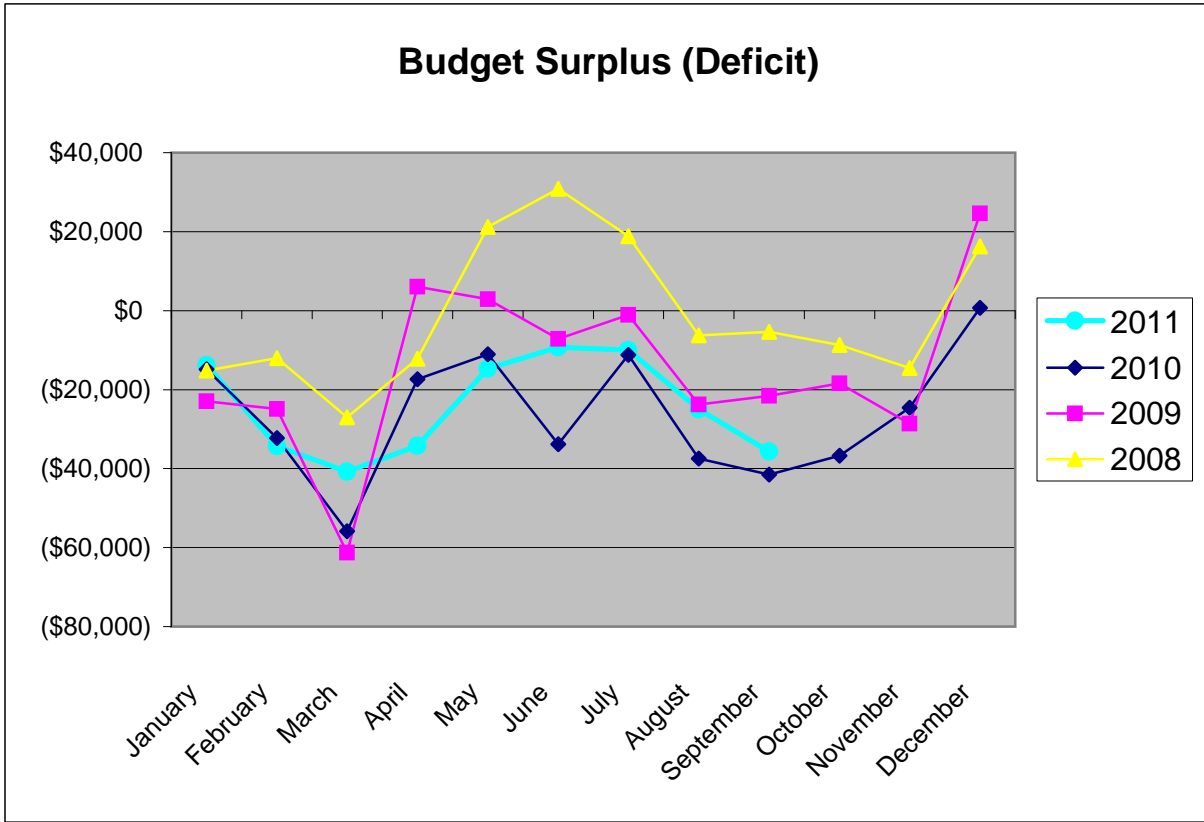
VERMONT CONFERENCE UNITED CHURCH OF CHRIST BUDGET SUMMARY									
		As of September 30, 2011							
		2011	2010	2011	2011	2011	2011	2011	YTD %
		REVISED	YEAR TO DATE	YEAR TO DATE	YEAR TO DATE	YEAR TO DATE	BUDGET		of
Acct #	Account Name	Budget	TOTAL	GENERAL	SPECIAL	TOTAL	BALANCE		budget
<b>INCOME</b>									
<b>General Income</b>									
3002	Basic Support for OCWM	\$430,000	242,113	241,060		241,060	(188,940)		56%
3204	Friends of the Vermont Conference	28,275	20,411	10,456		10,456	(17,819)		37%
3212	Synod travel pool	9,000		8,162		8,162	(838)		91%
3300	Per Capita Income	148,000	110,644	108,025		108,025	(39,975)		73%
3405	Unrestricted Fund	49,122	33,451	36,063		36,063	(13,059)		73%
3502	Interest - Operating Checking	1,000	535	446		446	(554)		45%
3508	Restricted Fund - Income	2,400	1,293	843		843	(1,557)		35%
3507	Miscellaneous		2,141	1,240		1,240	1,240		
3604	Annual Meeting Income	30,000	25,473	26,755		26,755	(3,245)		89%
3404	Additional Draw Unrestricted Fund					-			
<b>Investment Income and Transfers</b>									
3503	Outdoor Ministries Investment Withdrawal	2,000	4,000			2,000	2,000	-	100%
Detail	Dept. Mission Special Transfers		2,025			145	145		
9104	Miller + Atkinson income	3,300	2,266	1,620		1,620	(1,680)		49%
<b>Departmental Income</b>									
Detail	Dept. Church & Ministry Income	8,200	7,140	6,939	4,680	11,620	3,420		142%
Detail	Dept. Mission Income			0	-	-			
Detail	Dept. Christian Education Income	10,000	9,539	8,485	1,893	10,378	378		104%
Detail	Dept. Stewardship Income		12,406	-	-	-	-		
<b>TOTAL INCOME</b>		<b>\$721,297</b>	<b>\$ 473,437</b>	<b>\$ 450,094</b>	<b>\$ 8,718</b>	<b>\$ 458,812</b>	<b>(262,485)</b>		
<b>EXPENDITURES</b>									
3004	Basic Support to National	\$172,000	96,845	96,424		96,424	(75,576)		56%
4000	Dept. Church & Ministry Operating	8,100	5,946	5,838		5,838	(2,262)		72%
4000	Dept. Church & Ministry Special	2,000	2,607		2,512	2,512			126%
5000	Dept. Mission Operating	12,250	6,816	8,506		8,506	(3,744)		69%
5000	Dept. Mission Special	0	1,397		145	145			
6000	Dept. Christian Education Operating	20,500	13,705	14,495		14,495	(6,005)		71%
6000	Dept. Christian Education Special	2,000	7,803		4,306	4,306			215%
7000	Dept. Stewardship	63,000	61,957	44,963		44,963	(18,037)		71%
7800	Comm. Theology & Ecumenism	0	2,250			0	-		
8000	Compensation of Staff	326,297	241,352	243,678		243,678	(82,619)		75%
8300	Staff Travel & Expenses	35,000	20,600	17,984		17,984	(17,016)		51%
8401	Conference Office Operations	33,550	19,457	19,997		19,997	(13,553)		60%
8550	Conference Operations	16,600	10,066	12,361		12,361	(4,239)		74%
8710	Annual Meeting	30,000	24,583	21,515		21,515	(8,485)		72%
<b>TOTAL EXPENDITURES</b>		<b>\$ 721,297</b>	<b>\$ 515,384</b>	<b>\$ 485,761</b>	<b>\$ 6,962</b>	<b>\$ 492,723</b>			
<b>SURPLUS (DEFICIT)</b>		<b>\$ -</b>	<b>\$ (41,947)</b>	<b>\$ (35,667)</b>	<b>\$ 1,755</b>	<b>\$ (33,912)</b>			

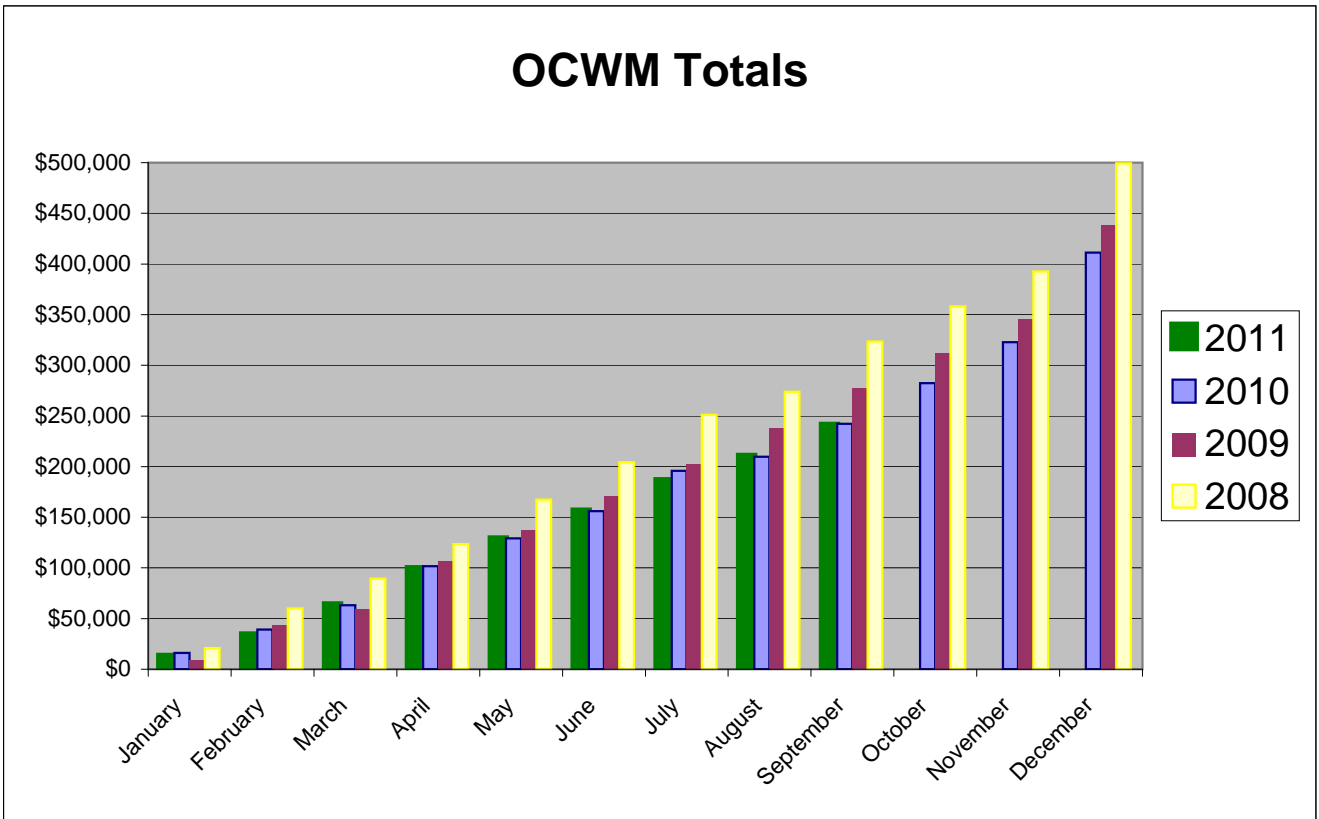
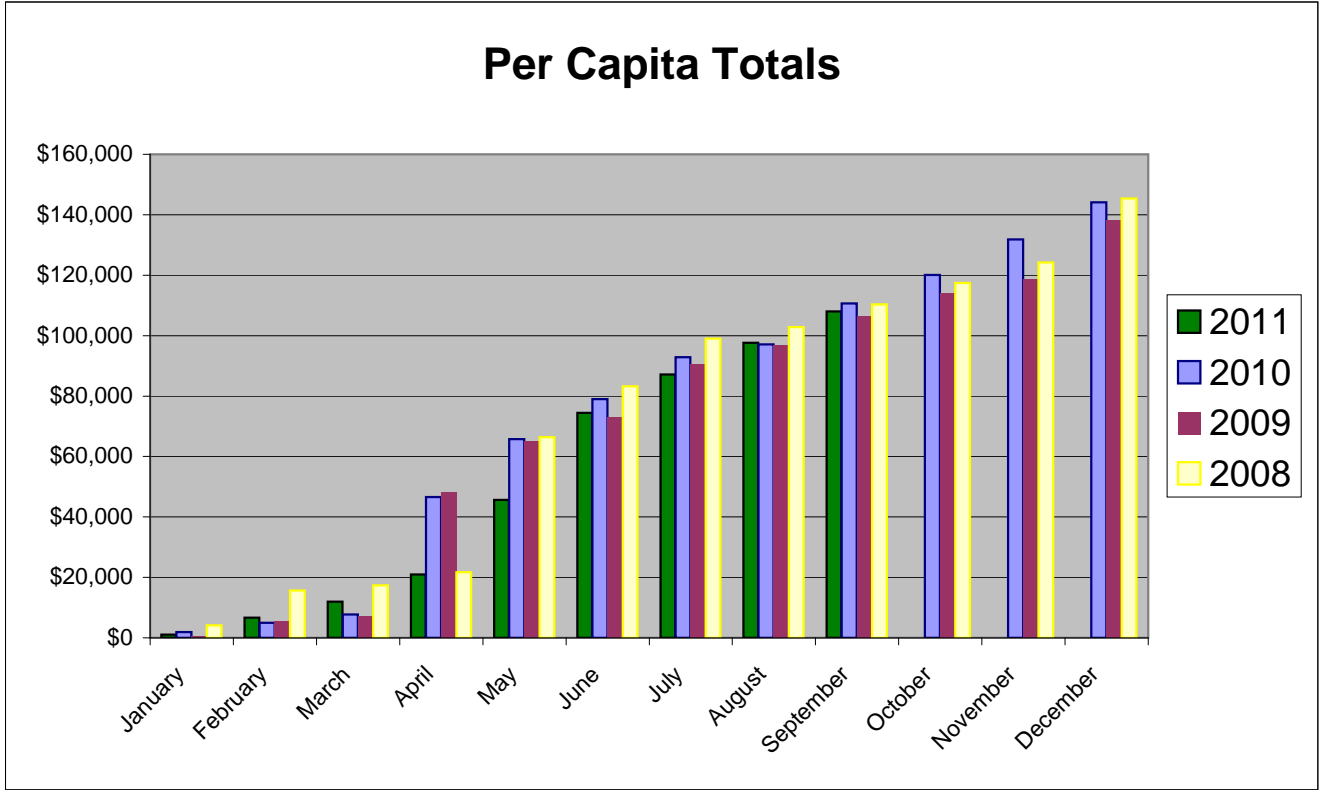
<b>TRANSFER AND INCOME DETAILS</b>				
As of September 30, 2011				
<b>Acct#</b>	<b>Account name</b>	<b>2010 Actual</b>	<b>2011 Budget</b>	<b>2011 Actual</b>
<b>Department of Mission Special Transfers and Receipts</b>				
3513	<i>Anti-Racism</i>			\$145
3668	<i>Lobenstine</i>			
1322	<i>Hunger Fund for VT</i>	2025		
9012	<i>Just Peace for VT</i>			
	<b>totals:</b>	\$2,025	\$0	\$145
<b>Department of Church and Ministry Income Detail</b>				
3407	Women's Clergy Retreat			
3408	Continuing Education Income	469	400	187
3409	Continuing Ed Event			
3500	Healing Committee Workshop			
3606	Fairbanks Education Board	509	500	400
3670	Ida Thorpe Schoranship	503	600	343
3674	Brown Continuing Ed Income	1000		
3685	Brown Convocation Fund		500	3,750
3675	In Care Assesment			
3603	Convocation	4660	6,200	6,939
3410	Church Growth/VITAL CHURCHES		0	
3690	MSSC Workshops/Seminars			
3672	Pre-retirement Seminar			
	<b>totals:</b>	\$7,141	\$8,200	\$11,620
<b>Department of Mission Income Detail</b>				
3519	Mission Connections			0
3521	Summer Lunch Program Donations			
9004	<i>Camp About Face</i>			
3510	Peacemaking Events			\$0
3515	Interfaith Action Training			0
	<b>totals:</b>	\$0	\$0	\$0
<b>Department of Christian Education Income Detail</b>				
3601	VAST Tuition	5850	10000	8,485
3602	Polity Seminar			
3607	Preaching Course			
3660	Camping		0	
3671	<i>Camp Scholarship</i>	495		
3678	<i>Covenant hills Donations</i>	1995	0	1,768
3608	<i>VAST Income Scholarships</i>	122	0	
3633	Youth Rally			
3666	Sr High Trip/Retreat Income	800		
3667	<i>Resource Center Income</i>	277		125
3669	DCE Events			
4216	<i>VAST Bible Commentary</i>			
	<b>totals:</b>	\$9,539	\$10,000	\$10,378
<b>Department of Stewardship Income Detail</b>				
7402	Legal Fee Reimbursement			0
7404	<i>Investment Donations</i>	12,406		
9112	<i>Atkinson Investment Gifts</i>			
	<b>totals:</b>	\$12,406	\$0	\$0
<i>Special income accounts are in italics</i>				

VERMONT CONFERENCE MONTHLY INDICATORS

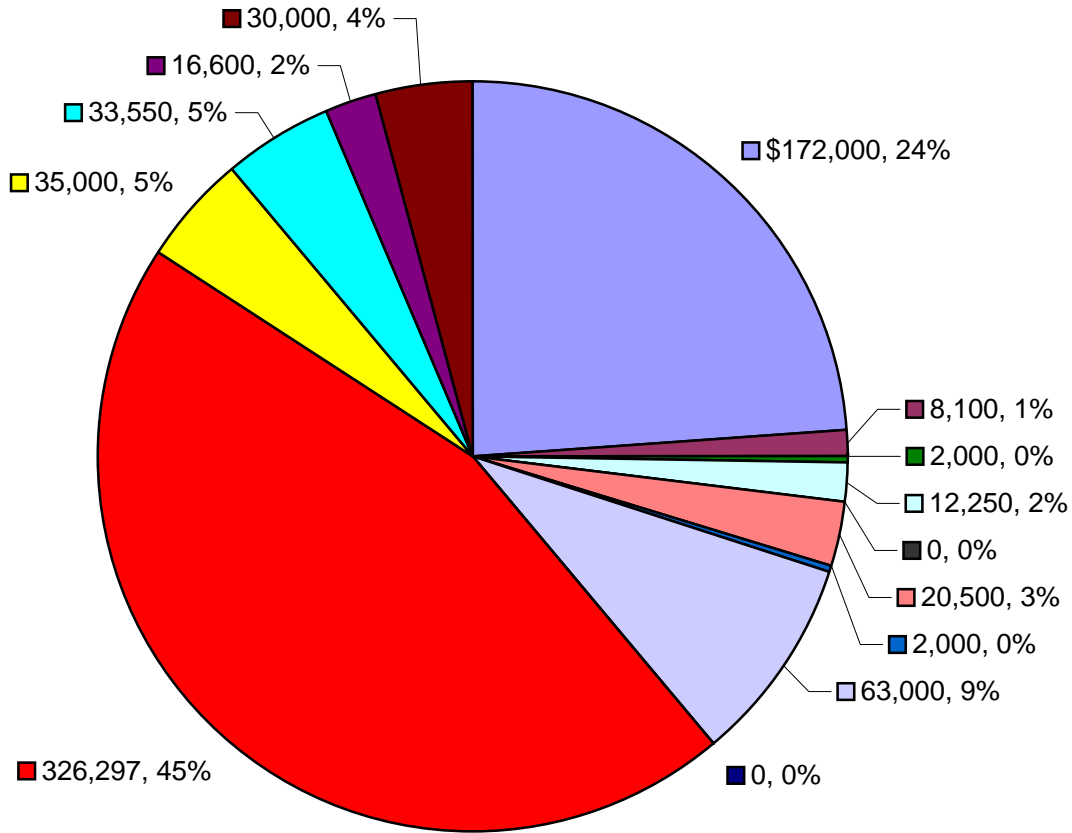


VERMONT CONFERENCE MONTHLY INDICATORS





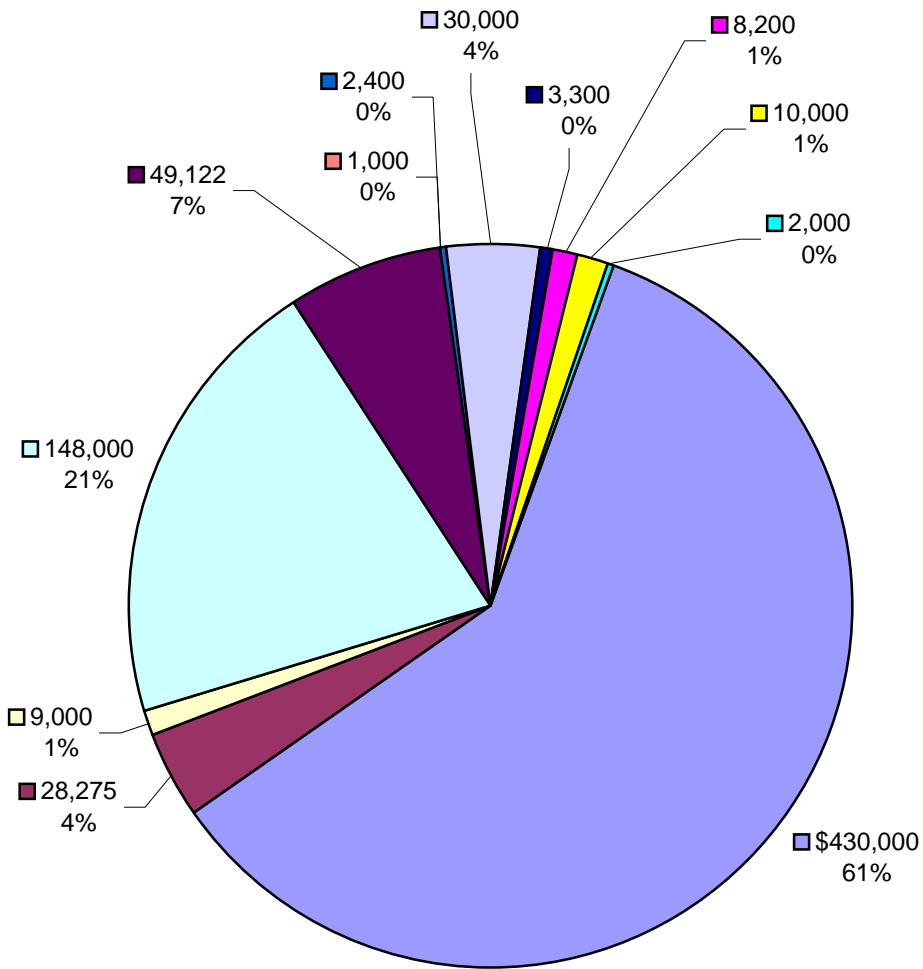
### 2011 Expense Budget



- Basic Support to National
- Dept. Church & Ministry Operating
- Dept. Church & Ministry Special
- Dept. Mission Operating
- Dept. Mission Special
- Dept. Christian Education Operating
- Dept. Christian Education Special
- Dept. Stewardship
- Comm. Theology & Ecumenism
- Compensation of Staff
- Staff Travel & Expenses
- Conference Office Operations
- Conference Operations
- Annual Meeting

VERMONT CONFERENCE MONTHLY INDICATORS

2011 Income Budget



- Basic Support for OCWM
- Friends of the Vermont Conference
- Synod travel pool
- Per Capita Income
- Unrestricted Fund
- Interest - Operating Checking
- Restricted Fund - Income
- Annual Meeting Income
- Miller + Atkinson income
- Dept. Church & Ministry Income
- Dept. Christian Education Income
- Outdoor Ministries Investment Withdrawal

**Vermont Conference**  
**Balance Sheet**  
As of September 30, 2011

	<b>Sep 30, 11</b>
<b>ASSETS</b>	
<b>Current Assets</b>	
<b>Checking/Savings</b>	
0104 · Randolph NB Money Market	52,933.96
0103 · Randolph National Bank Checking	48,074.82
<b>Total Checking/Savings</b>	101,008.78
<b>Total Current Assets</b>	101,008.78
<b>Fixed Assets</b>	
0212 · Land, Building & Improvements	506,512.92
0216 · Accumulated Depreciation	-49,485.00
<b>Total Fixed Assets</b>	457,027.92
<b>Other Assets</b>	
0313 · POWELL MEMORIAL FUND	11,258.59
0311 · Investments-Conf Min Loan	15,000.00
0124 · Rochester-Clough	1,911.08
0126 · E. Brain/W Brook-Clough	1,911.09
0301 · Investments-Conference	1,044,395.19
0302 · Investments-Wihakowi	38,481.37
0303 · Investments-Endowment	264,022.31
0304 · Investments-Covenant Hills	25,000.00
0305 · Investments-Restricted	382,610.10
0307 · Make A Difference	124,475.86
0310 · Community Loan Plan-2	7,287.51
<b>Total Other Assets</b>	1,916,353.10
<b>TOTAL ASSETS</b>	<b>2,474,389.80</b>
<b>LIABILITIES &amp; EQUITY</b>	
<b>Liabilities</b>	
<b>Current Liabilities</b>	
<b>Other Current Liabilities</b>	
1102 · Weathersfield	3,733.90
1110 · West Townsend Fund	6,058.30
<b>Total Other Current Liabilities</b>	9,792.20
<b>Total Current Liabilities</b>	9,792.20
<b>Long Term Liabilities</b>	
3661 · Mortgage 36 Main	175,642.78
<b>Total Long Term Liabilities</b>	175,642.78
<b>Total Liabilities</b>	185,434.98
<b>Equity</b>	
2002 · Unrestricted Fund	1,314,918.65
2003 · Funds restricted	661,713.17
2014 · Special purpose funds	328,180.42

10/24/11

## Vermont Conference

### Balance Sheet

As of September 30, 2011

	<u>Sep 30, 11</u>
3900 - *Retained Earnings	5,998.21
Net Income	-21,855.63
Total Equity	<u>2,288,954.82</u>
<b>TOTAL LIABILITIES &amp; EQUITY</b>	<b><u>2,474,389.80</u></b>

**Vermont Conference**  
**OCWM**  
 January through September 2011

	<u>Jan - Sep 11</u>	<u>Jan - Sep 10</u>	<u>% Change</u>
ARTHAUD, KATHERINE	200.00	0.00	100.0%
ASCUTNEY, UNION CHURCH	375.00	900.00	-58.33%
BANKNORTH GROUP	557.72	616.27	-9.5%
BARRE, CONGREGATIONAL CHURCH	1,502.01	3,574.72	-57.98%
BARTON, UNITED CHURCH OF CHRIST	500.00	506.50	-1.28%
BELLOWS FALLS, UNITED CHURCH	0.00	700.00	-100.0%
BENNINGTON, SECOND CONGREGATIONAL CHURCH	13,366.68	10,878.00	22.88%
BETHEL, UNITED CHURCH	800.00	1,200.00	-33.33%
BRADFORD, CONGREGATIONAL CHURCH	1,200.00	3,200.00	-62.5%
BRANDON, CONGREGATIONAL CHURCH	0.00	3,360.00	-100.0%
BRATTLEBORO, CENTRE CONGREGATIONAL	14,826.64	15,541.47	-4.6%
BRATTLEBORO, FIRST CONGREGATIONAL CHURCH	2,572.26	2,342.80	9.79%
BRIDGEWATER, CONGREGATIONAL	0.00	740.00	-100.0%
BRISTOL, FEDERATED CHURCH	80.00	142.79	-43.97%
BROOKFIELD, FIRST CONGREGATIONAL	0.00	400.00	-100.0%
BROWNINGTON VILLAGE, CONGREGATIONAL	5,500.00	0.00	100.0%
BURLINGTON, COLLEGE ST. CONGREGATIONAL	18,028.68	20,180.32	-10.66%
BURLINGTON, FIRST CONGREGATIONAL CHURCH	7,700.00	8,000.00	-3.75%
CHARLOTTE, CONGREGATIONAL CHURCH	9,000.00	6,750.00	33.33%
CHELSEA, UNITED CHURCH	0.00	175.00	-100.0%
COLCHESTER, MALLETTS BAY	0.00	750.00	-100.0%
CORNWALL, FIRST CONGREGATIONAL	0.00	1,000.00	-100.0%
CRAFTSBURY COMMON, UNITED CHURCH	0.00	500.00	-100.0%
DANVILLE, CONGREGATIONAL	1,636.39	5,965.66	-72.57%
DUMMERSTON, CONGREGATIONAL	416.66	0.00	100.0%
EAST ARLINGTON, FEDERATED CHURCH	939.38	2,367.77	-60.33%
EAST BURKE, UNITED CHURCH OF CHRIST	300.00	0.00	100.0%
EAST CHARLESTON (PLYMOUTH)	425.00	500.00	-15.0%
EAST CORINTH, CONGREGATIONAL	1,728.22	1,675.07	3.17%
EAST MONTPELIER, OLD MEETING HOUSE	3,000.00	3,000.00	0.0%
EAST ST. JOHNSBURY, THIRD CONGREGATIONAL	200.00	0.00	100.0%
ESSEX JUNCTION, FIRST CONGREGATIONAL	13,585.00	12,240.00	10.99%
FAIR HAVEN, FIRST CONGREGATIONAL	2,403.18	2,432.84	-1.22%
GREENSBORO, UNITED CHURCH OF CHRIST	4,000.00	2,000.00	100.0%
GUILFORD COMMUNITY	2,925.00	2,925.00	0.0%
HARDWICK, UNITED CHURCH	1,449.78	916.51	58.19%
HARTLAND, FIRST CONGREGATIONAL	5,033.50	4,912.00	2.47%
HINESBURG, UNITED CHURCH	1,200.00	1,200.00	0.0%
HUBBARDTON, FIRST CONGREGATIONAL	250.00	250.00	0.0%
JAMAICA, COMMUNITYCHURCH	34.00	56.00	-39.29%
JEFFERSONVILLE, SECOND CONGREGATIONAL	234.64	634.36	-63.01%
LONDONDERRY, SECOND CONGREGATIONAL	2,599.25	1,663.53	56.25%
LUDLOW, UNITED CHURCH	500.00	0.00	100.0%
LYNDONVILLE, FIRST CONGREGATIONAL CHURCH	2,500.00	0.00	100.0%
MANCHESTER, FIRST CONGREGATIONAL CHURCH	3,750.00	3,750.00	0.0%
MARSHFIELD, UNITED CHURCH	500.00	500.00	0.0%
MIDDLEBURY, CONGREGATIONAL	9,375.00	9,375.00	0.0%
MONTPELIER, BETHANY CHURCH	7,568.52	7,115.27	6.37%
MORRISVILLE, FIRST CONGREGATIONAL CHURCH	0.00	250.00	-100.0%

**Vermont Conference**  
**OCWM**  
 January through September 2011

	<u>Jan - Sep 11</u>	<u>Jan - Sep 10</u>	<u>% Change</u>
NEWPORT, UNITED CHURCH	1,668.85	3,963.85	-57.9%
NORTH BENNINGTON, CONGREGATIONAL	500.00	500.00	0.0%
NORTH POMFRET, CONGREGATIONAL	1,125.00	375.00	200.0%
NORTHFIELD, UNITED CHURCH	0.00	700.00	-100.0%
NORWICH, CONGREGATIONAL CHURCH	13,869.00	4,000.00	246.73%
PAWLET, COMMUNITY CHURCH	200.00	200.00	0.0%
PITTSFORD, CONGREGATIONAL CHURCH	625.00	1,250.00	-50.0%
POST MILLS, CONGREGATIONAL CHURCH	2,000.00	0.00	100.0%
QUECHEE, CONGREGATIONAL SOCIETY	1,125.00	1,125.00	0.0%
RANDOLPH CENTER, FIRST CONGREGATIONAL	1,300.00	1,950.00	-33.33%
RANDOLPH, BETHANY	8,002.00	10,000.00	-19.98%
RICHMOND, CONGREGATIONAL CHURCH	4,000.00	4,000.00	0.0%
ROCHESTER, FEDERATED CHURCH	1,570.00	2,960.20	-46.96%
RUTLAND, GRACE CONGREGATIONAL CHURCH	17,533.24	17,333.34	1.15%
SHARON, FIRST CONGREGATIONAL	0.00	100.00	-100.0%
SHREWSBURY, COMMUNITY CHURCH	300.00	300.00	0.0%
SOUTH HERO, CONGREGATIONAL	1,175.00	1,175.00	0.0%
SPRINGFIELD, FIRST CONGREGATIONAL	5,458.50	5,742.50	-4.95%
ST. JOHNSBURY, NORTH CONGREGATIONAL	4,593.89	10,051.09	-54.3%
ST. JOHNSBURY, SOUTH CONGREGATIONAL	888.96	0.00	100.0%
STRAFFORD, UNITED CHURCH	50.00	0.00	100.0%
THETFORD, FIRST CONGREGATIONAL	3,000.00	3,000.00	0.0%
THETFORD, UNITED CHURCH	775.60	750.00	3.41%
UNDERHILL, UNITED CHURCH	3,832.67	3,819.36	0.35%
VERGENNES, CONGREGATIONAL CHURCH	2,999.97	999.99	200.0%
WAITSFIELD, UNITED CHURCH OF CHRIST	1,575.00	1,575.00	0.0%
WARREN, UNITED CHURCH OF CHRIST	4,050.00	4,050.00	0.0%
WATERBURY, CONGREGATIONAL	5,750.00	6,102.00	-5.77%
WATERVILLE, UNION CHURCH	558.86	607.32	-7.98%
WELLS RIVER, CONGREGATIONAL	1,475.50	1,596.72	-7.59%
WEST DOVER, CONGREGATIONAL	2,250.00	2,000.00	12.5%
WEST NEWBURY, CONGREGATIONAL	1,500.00	500.00	200.0%
WESTMINSTER, FIRST CONGREGATIONAL CHURCH	0.00	93.75	-100.0%
WESTMORE COMMUNITY CHURCH	500.00	250.00	100.0%
WEYBRIDGE, CONGREGATIONAL	2,400.00	0.00	100.0%
WILLIAMSTOWN, UNITED FEDERATED	745.50	1,269.50	-41.28%
WILLISTON, FEDERATED	0.00	3,814.98	-100.0%
WINDHAM CONGREGATIONAL CHURCH	900.00	0.00	100.0%
WINDSOR, THE OLD SOUTH CHURCH	0.00	1,563.25	-100.0%
<b>TOTAL</b>	<b><u>241,060.05</u></b>	<b><u>242,904.73</u></b>	<b><u>-0.76%</u></b>

**Vermont Conference**  
**PER CAPITA INCOME**  
 January through September 2011

	<u>Jan - Sep 11</u>	<u>Jan - Sep 10</u>	<u>% Change</u>
ASCUTNEY, UNION CHURCH	0.00	856.26	-100.0%
BAKERSFIELD, UNITED CHURCH	215.28	408.10	-47.25%
BARRE, CONGREGATIONAL CHURCH	3,112.64	3,052.56	1.97%
BARTON, UNITED CHURCH OF CHRIST	590.94	581.50	1.62%
BELLOWS FALLS, UNITED CHURCH	383.13	441.09	-13.14%
BELVIDERE CENTER, BELVIDERE COMMUNITY CH	0.00	192.96	-100.0%
BENNINGTON, SECOND CONGREGATIONAL CHURCH	3,040.28	2,961.38	2.66%
BERLIN, FIRST CONGREGATIONAL CHURCH	908.80	984.34	-7.67%
BETHEL, UNITED CHURCH	0.00	1,169.82	-100.0%
BRADFORD, CONGREGATIONAL CHURCH	400.00	900.00	-55.56%
BRANDON, CONGREGATIONAL CHURCH	0.00	1,857.90	-100.0%
BRATTLEBORO, CENTRE CONGREGATIONAL	2,345.16	2,595.69	-9.65%
BRATTLEBORO, FIRST CONGREGATIONAL CHURCH	998.46	1,000.92	-0.25%
BRIDGEWATER, CONGREGATIONAL	0.00	542.70	-100.0%
BRISTOL, FEDERATED CHURCH	306.72	298.62	2.71%
BROOKFIELD, FIRST CONGREGATIONAL	0.00	397.98	-100.0%
BROWNINGTON VILLAGE, CONGREGATIONAL	494.40	528.75	-6.5%
BURLINGTON, COLLEGE ST. CONGREGATIONAL	2,456.00	2,689.60	-8.69%
BURLINGTON, FIRST CONGREGATIONAL CHURCH	2,400.00	2,500.00	-4.0%
CHARLOTTE, CONGREGATIONAL CHURCH	2,822.56	1,352.56	108.68%
CHELSEA, UNITED CHURCH	197.76	337.68	-41.44%
CORNWALL, FIRST CONGREGATIONAL	704.32	652.54	7.94%
CRAFTSBURY COMMON, UNITED CHURCH	247.20	241.20	2.49%
DANVILLE, CONGREGATIONAL	1,211.31	1,246.22	-2.8%
DORSET, UNITED CHURCH	0.00	2,826.26	-100.0%
DUMMERSTON, CONGREGATIONAL	754.65	746.46	1.1%
EAST ARLINGTON, FEDERATED CHURCH	890.12	821.98	8.29%
EAST BROOKFIELD, CONGREGATIONAL	358.44	0.00	100.0%
EAST BURKE, UNITED CHURCH OF CHRIST	642.72	651.24	-1.31%
EAST CHARLESTON (PLYMOUTH)	259.56	253.26	2.49%
EAST CORINTH, CONGREGATIONAL	1,257.16	1,260.04	-0.23%
EAST MONTPELIER, OLD MEETING HOUSE	1,226.88	1,194.48	2.71%
EAST ST. JOHNSBURY, THIRD CONGREGATIONAL	370.80	361.80	2.49%
ESSEX JUNCTION, FIRST CONGREGATIONAL	4,845.00	4,123.00	17.51%
FAIR HAVEN, FIRST CONGREGATIONAL	1,710.88	1,587.66	7.76%
GRAFTON, GRAFTON CHURCH	452.79	441.09	2.65%
GREENSBORO, UNITED CHURCH OF CHRIST	1,200.00	600.00	100.0%
GUILFORD COMMUNITY	1,280.01	1,246.92	2.65%
HANCOCK, COMMUNITY CHURCH	280.22	215.67	29.93%
HARDWICK, UNITED CHURCH	148.32	144.72	2.49%
HARTFORD, GREATER HARTFORD	741.60	723.60	2.49%
HARTLAND, FIRST CONGREGATIONAL	1,891.08	1,845.18	2.49%
HINESBURG, UNITED CHURCH	358.80	839.52	-57.26%
HUBBARDTON, FIRST CONGREGATIONAL	336.00	360.32	-6.75%
JAMAICA, COMMUNITYCHURCH	46.44	45.24	2.65%
JEFFERSONVILLE, SECOND CONGREGATIONAL	717.60	816.20	-12.08%
LONDONDERRY, SECOND CONGREGATIONAL	1,288.71	1,266.72	1.74%
LOWER WATERFORD, CONGREGATIONAL	185.40	180.90	2.49%
LUDLOW, UNITED CHURCH	870.75	882.18	-1.3%

**Vermont Conference**  
**PER CAPITA INCOME**  
 January through September 2011

	<u>Jan - Sep 11</u>	<u>Jan - Sep 10</u>	<u>% Change</u>
LYNDONVILLE, FIRST CONGREGATIONAL CHURCH	0.00	1,483.38	-100.0%
MANCHESTER, FIRST CONGREGATIONAL CHURCH	0.00	1,000.00	-100.0%
MARLBORO, MEETING HOUSE	301.86	0.00	100.0%
MARSHFIELD, UNITED CHURCH	466.90	0.00	100.0%
MIDDLEBURY, CONGREGATIONAL	2,987.68	2,886.66	3.5%
MILTON, UNITED CHURCH	96.60	98.40	-1.83%
MONTPELIER, BETHANY CHURCH	2,374.24	2,267.30	4.72%
MORRISVILLE, FIRST CONGREGATIONAL CHURCH	1,266.30	1,197.89	5.71%
NEW HAVEN, CONGREGATIONAL	624.80	0.00	100.0%
NEWBURY, FIRST CONGREGATIONAL	0.00	1,028.84	-100.0%
NEWFANE, FIRST CONGREGATIONAL	870.75	848.25	2.65%
NEWPORT, UNITED CHURCH	2,188.00	2,195.00	-0.32%
NORTH BENNINGTON, CONGREGATIONAL	393.04	405.36	-3.04%
NORTH POMFRET, CONGREGATIONAL	0.00	928.62	-100.0%
NORTHFIELD, UNITED CHURCH	954.24	0.00	100.0%
NORWICH, CONGREGATIONAL CHURCH	3,633.84	0.00	100.0%
ORLEANS, FEDERATED	679.80	361.80	87.89%
PAWLET, COMMUNITY CHURCH	716.72	698.12	2.66%
PERKINSVILLE, COMMUNITY	0.00	260.13	-100.0%
PITTSFIELD, CONGREGATIONAL FEDERATED	192.96	0.00	100.0%
PITTSFORD, CONGREGATIONAL CHURCH	1,179.12	1,171.04	0.69%
POST MILLS, CONGREGATIONAL CHURCH	624.80	0.00	100.0%
QUECHEE, CONGREGATIONAL SOCIETY	704.52	687.42	2.49%
RANDOLPH CENTER, FIRST CONGREGATIONAL	296.64	301.50	-1.61%
RANDOLPH, BETHANY	3,572.04	3,340.62	6.93%
RICHMOND, CONGREGATIONAL CHURCH	1,608.62	1,554.80	3.46%
ROCHESTER, FEDERATED CHURCH	445.00	904.50	-50.8%
ROXBURY, UNION CONGREGATIONAL	61.80	84.42	-26.8%
ROYALTON, FIRST CONGREGATIONAL CHURCH	210.12	217.08	-3.21%
RUTLAND, GRACE CONGREGATIONAL CHURCH	6,835.84	6,613.38	3.36%
SALISBURY, CONGREGATIONAL	397.60	774.20	-48.64%
SAXTONS RIVER, CHRIST'S CHURCH	835.92	814.32	2.65%
SHARON, FIRST CONGREGATIONAL	1,619.16	1,579.86	2.49%
SHERBURNE, UNITED CHURCH OF CHRIST	173.04	168.84	2.49%
SHOREHAM, FIRST CONGREGATIONAL	238.56	455.49	-47.63%
SHREWSBURY, COMMUNITY CHURCH	335.24	315.28	6.33%
SOUTH HERO, CONGREGATIONAL	550.00	550.94	-0.17%
SOUTH WARDBORO, FIRST CONGREGATIONAL	81.27	79.17	2.65%
SPRINGFIELD, FIRST CONGREGATIONAL	2,530.98	2,544.75	-0.54%
ST. ALBANS, FIRST CONGREGATIONAL CHURCH	700.00	1,224.30	-42.82%
ST. JOHNSBURY, NORTH CONGREGATIONAL	1,454.23	1,921.98	-24.34%
ST. JOHNSBURY, SOUTH CONGREGATIONAL	3,442.92	0.00	100.0%
STRAFFORD, UNITED CHURCH	500.00	0.00	100.0%
SUDBURY, CONGREGATIONAL CHURCH	0.00	101.34	-100.0%
THETFORD, FIRST CONGREGATIONAL	1,648.54	1,560.00	5.68%
THETFORD, UNITED CHURCH	474.40	323.68	46.57%
TUNBRIDGE, CONGREGATIONAL	296.64	0.00	100.0%
TYSON CONGREGATIONAL CHURCH	313.47	316.68	-1.01%
UNDERHILL, UNITED CHURCH	1,255.80	42.00	2,890.0%

**Vermont Conference**  
**PER CAPITA INCOME**  
 January through September 2011

	<u>Jan - Sep 11</u>	<u>Jan - Sep 10</u>	<u>% Change</u>
VERGENNES, CONGREGATIONAL CHURCH	1,953.92	1,769.60	10.42%
WAITSFIELD, UNITED CHURCH OF CHRIST	976.96	1,260.84	-22.52%
WARREN, UNITED CHURCH OF CHRIST	1,147.36	1,083.88	5.86%
WATERBURY, CONGREGATIONAL	2,192.48	2,101.40	4.33%
WATERVILLE, UNION CHURCH	431.68	376.04	14.8%
WEATHERSFIELD, FIRST CONGREGATIONAL CHURCH	267.03	260.13	2.65%
WELLS RIVER, CONGREGATIONAL	0.00	820.76	-100.0%
WEST DOVER, CONGREGATIONAL	412.79	302.57	36.43%
WEST FAIRLEE, CENTER	0.00	173.40	-100.0%
WEST NEWBURY, CONGREGATIONAL	782.76	763.00	2.59%
WEST RUTLAND, UNITED CHURCH	219.64	191.42	14.74%
WESTFIELD, FIRST CONGREGATIONAL	0.00	108.54	-100.0%
WESTFORD, UNITED CHURCH	0.00	163.24	-100.0%
WESTMINSTER WEST, CONGREGATIONAL CHURCH	487.62	475.02	2.65%
WESTMINSTER, FIRST CONGREGATIONAL CHURCH	0.00	186.62	-100.0%
WESTMORE COMMUNITY CHURCH	457.32	422.10	8.34%
WEYBRIDGE, CONGREGATIONAL	1,033.76	1,006.46	2.71%
WILLIAMSTOWN, UNITED FEDERATED	727.04	707.84	2.71%
WILLISTON, FEDERATED	0.00	1,772.32	-100.0%
WILMINGTON, CONGREGATIONAL CHURCH	232.20	226.20	2.65%
WINDHAM CONGREGATIONAL CHURCH	0.00	300.00	-100.0%
WINDSOR, THE OLD SOUTH CHURCH	1,619.16	1,640.16	-1.28%
<b>TOTAL</b>	<b><u>108,024.61</u></b>	<b><u>110,643.69</u></b>	<b><u>-2.37%</u></b>

Temporarily Restricted Assets	Beginning Balance 9/1/2011	Income acct #	Income	Expense acct #	Expense	Ending Balance 9/30/2011
<b>Pass Through Accounts:</b>						
Christmas Fund	\$0.00	1303		2151		\$0.00
One Great Hour of Sharing	\$0.00	1305	\$842.00	2152	\$842.00	\$0.00
Neighbors in need	\$0.00	1307	\$20.00	2153	\$20.00	\$0.00
Hunger fund	\$0.00	1313		2157		\$0.00
Directed gifts via UCC	\$0.00	1315	\$700.00	2172	\$700.00	\$0.00
Directed gifts others	\$0.00	1317		2173		\$0.00
Strengthen the church	\$0.00	1319	\$354.50	2163	\$354.50	\$0.00
Peace Offering	\$0.00	1321		2171		\$0.00
Dillard U-Henderson Sch.	\$0.00	3654		3012		\$0.00
Covenant Hills Scholarship	\$0.00	3671		3018		\$0.00
Covenant Hills Donation	\$0.00	3678		3018		\$0.00
Atkinson Retreat Donation	\$0.00	3677		3017		\$0.00
Miller and other Atkinson income	\$0.00	9104		9252		\$0.00
Atkinson Memorial Fund	\$0.00	9102		9252		\$0.00
Clough CD Interest	\$0.00	3003	\$38.91	3014	\$38.91	\$0.00
Atkinson Endowment Donation	\$0.00	9112		9240		\$0.00
<b>Local Portions of National Offerings:</b>						
VT Peace projects (Mission)	\$203.55	9012		9013		\$203.55
VT Strengthen the Church (MAD)	\$2,676.99	9006	\$177.25	9007		\$2,854.24
VT Hunger (Mission)	\$315.07	1322		2174		\$315.07
VT Neighbors in Need	\$0.00	9014		9015		\$0.00
<b>Assets controlled by Departments:</b>						
Healing committee workshop (C&M)	\$2,789.40	9010		9011		\$2,789.40
Fairbanks Education Board (C&M)	\$11,733.78	3606		4330		\$11,733.78
Continuing education (C&M)	\$1,438.03	3408	\$187.28	4332		\$1,625.31
Brown Continuing Education (C&M)	\$2,159.53	3674		3679		\$2,159.53
Brown Convocation Fund (C&M)	\$3,973.28	3685		4350	\$1,260.85	\$2,712.43
Resource Center Fund (CE)	\$1,496.34	3667		6610		\$1,496.34
VAST Bible Comm's (CE)	\$10.00	4216		6165		\$10.00
VAST Scholarships (CE)	\$2,980.19	3608		6159		\$2,980.19
Camp About Face (Mission)	\$2,167.63	9004		9005		\$2,167.63
New Initiative (Mission)	\$700.00	3649		3019		\$700.00
Camp Agape (Mission)	\$0.00	9008		9009		\$0.00
Anti-racism (Mission)	\$3,568.09	3513		5912		\$3,568.09
God is Still Speaking (Stewardship)	\$2,433.12	3518	\$1,375.00	5918	\$3,165.00	\$643.12
Property Maint/Repair (Stewardship)	\$2,550.00	9002		9003		\$2,550.00
<b>Assets Distributed by Conference Staff or BoD</b>						
Fairbanks Board Relief	\$12,347.32	3653		3010		\$12,347.32
Ida Thorp scholarship	\$6,105.21	3670	\$342.73	6609		\$6,447.94
Gardner Cottle Fund	\$1,233.43	3655	\$80.97	3015		\$1,314.40
Ministerial assistance fund	\$6,666.15	3605		4331		\$6,666.15
Restricted memorial interest	\$9,510.90	3504	\$95.34	3005	\$95.34	\$9,510.90
Retired ministers reserve	\$55,015.89	3208		3011		\$55,015.89
Lobensline Fund	\$5,432.85	3668		5915		\$5,432.85
Stewardship Fund	\$0.00	9120		7706		\$0.00
Disaster Plan	\$1,993.57	3680		4352	\$52.27	\$1,941.30
Make A Difference Grants	\$0.00	3657		5920		\$0.00
General Synod Fund	-\$4,070.70	9122		9123		-\$4,070.70
* Hurricane Irene Relief Fund	\$0.00	9126	\$15,782.32	9127		\$15,782.32
<b>Total</b>	<b>\$135,429.62</b>		<b>\$19,996.30</b>		<b>\$6,528.87</b>	<b>\$148,897.05</b>

Proof: \$148,897.05

\* New asset account, as per BoD Minutes of September 10, 2011